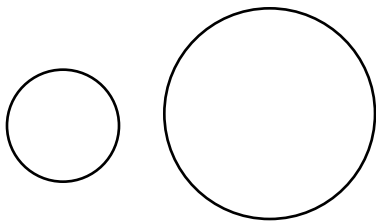
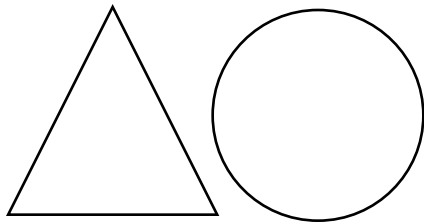
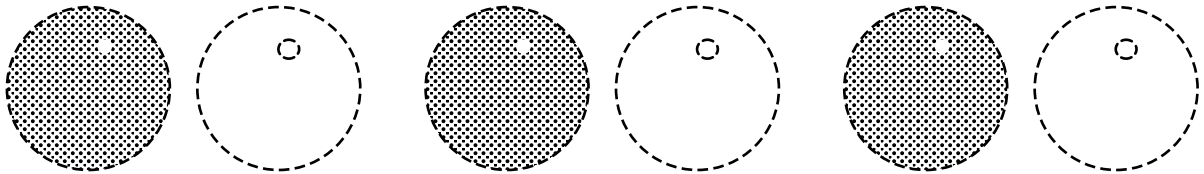




Name _____

Show Patterns in Different Ways



Directions The first 2 rows show the same kind of pattern. In the top row, the shape of the leaves change, in the bottom row the size of the flowers change. Draw shapes to continue the next 3 patterns. **Notes for Home** Your child found a pattern and drew pictures to show it in other ways. *Home Activity:* Ask your child to describe the pattern in the last row. (little,big)