


Name \_\_\_\_\_

Problem Solving

3-7



## Explore Subtraction


1. Draw some  on the .



Make an X on each  you take.

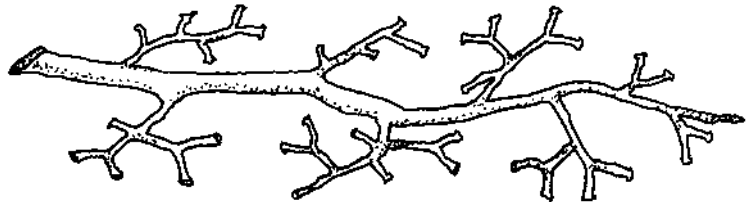
What math story can you tell?

\_\_\_\_\_  are on the .

I take \_\_\_\_\_ .



\_\_\_\_\_  are left.

2. Draw some  on the .



Make an X on each  you take.

What math story can you tell?

\_\_\_\_\_  are on the .

I take \_\_\_\_\_ .

\_\_\_\_\_  are left.

**Notes for Home** Your child explored subtraction by drawing pictures and telling math stories. *Home Activity:* Ask your child to explain how he or she solved each subtraction problem.