






Name \_\_\_\_\_

# Create a Graph



Look at the picture.  
Make a graph.  
Then use the graph.  
Which group has more?

- 1.  
- 2.  

| Things in the Picture |
|-----------------------|
|                       |
|                       |
|                       |

3. Draw a picture. Choose 3 different things to count.  
Then make a graph.  
Ask a friend which group has more.



|  |
|--|
|  |
|  |
|  |
|  |

**Notes for Home** Your child used items in a picture to make a graph and compared amounts. *Home Activity:* Ask your child to explain how he or she created the graph. Have him or her create another graph with other small objects, such as buttons and paper clips.